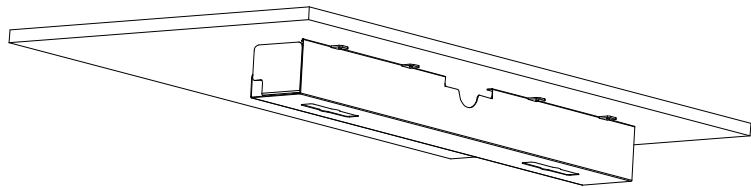
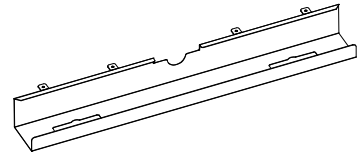


Assembly Instructions



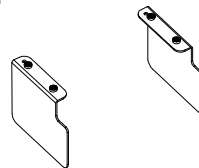
Parts

A Cable Tray



X1

B Metal Plate



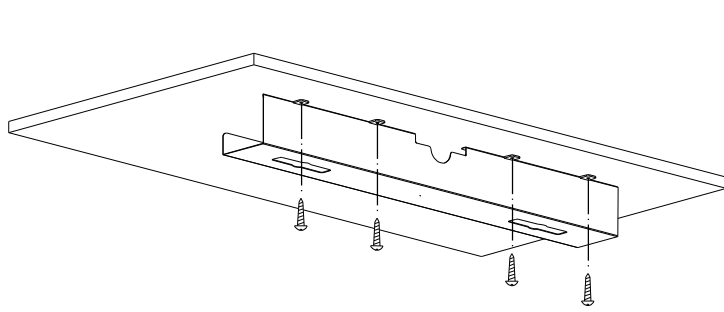
X2

C ST4.8*19 Screw 4pcs

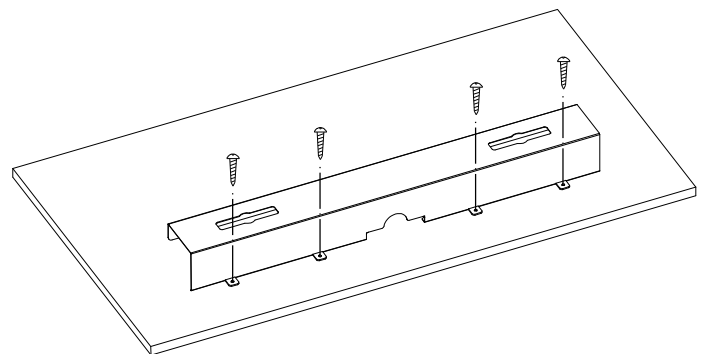


X4

1 Fix the cable tray under the table top with 4pcs ST4.8*19 screws.



or



ST4.8*19 Screw 4PCS

2 Fix the metal plate on the cable tray.

